



neria™ infusion sets

The neria™ infusion set is a steel needle infusion set designed with ease of use and discreet wear in mind. The neria™ infusion set is inserted at a 90 degree angle. The simple and quick insertion method supports patient self management and is a suitable choice when using continuous pump therapy.

Product Specifications

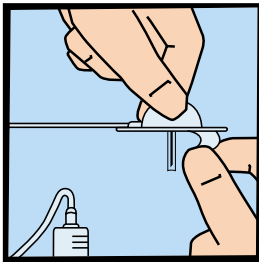
Cannula:	Stainless Steel	Adhesive:	Built-in, skin friendly ¹ non-woven polyester, acrylic adhesive
Insertion angle:	90 degrees (straight in)		
Disconnection:	No		

Gauge size	Needle lengths	Tubing lengths	Priming volumes
G27, G29	6, 8 and 10 mm	60, 80 and 110 cm	60 cm ~ 0.10 ml 80 cm ~ 0.12 ml 110 cm ~ 0.15 ml

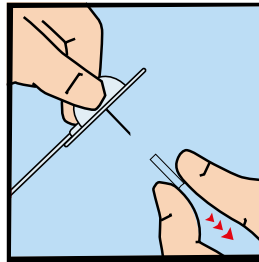
The neria™ infusion sets are sold in boxes containing 10 sets.

Reference: ¹ Biological Safety Testing, October 2011, Data on File, Unomedical a/s.

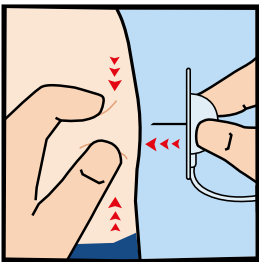
neria™ infusion sets user steps



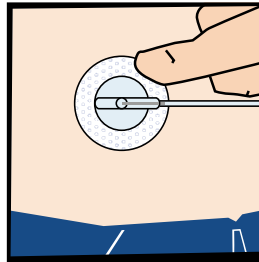
1. Prime the tubing according to pump manufacturer's instructions for use and remove the adhesive backing paper.



2. Gently twist and pull to remove the needle guard.



3. Pinch the skin with one hand and insert neria™ infusion set vertically.



4. Press the adhesive to secure neria™ infusion set to the skin. Check the infusion site frequently.

Please note that this guide only illustrates some of the steps to follow when inserting the neria™ infusion sets and it is not a substitute for reading the instructions for use which comes with the product.

neria is a trademark of Unomedical a/s © ConvaTec Inc. 2017 AP-017774-MM